





## Year 1: 'Plants' Topic Homework Grid Summer (1)

Choose at least 4 activities to do this half-term.

<p><b>English</b> Write and illustrate a list of Fruits and Vegetables.</p> 	<p><b>Maths Measures</b> Can you complete this table in your journal? Try to find 6 things for each group. Can you include any plants?</p> <table border="1" style="width: 100%; border-collapse: collapse; margin-top: 10px;"> <tr> <td style="padding: 5px;">Longer than my foot</td> <td style="padding: 5px;">Shorter than my foot</td> </tr> <tr> <td style="height: 40px;"></td> <td style="height: 40px;"></td> </tr> </table>	Longer than my foot	Shorter than my foot			<p><b>Geography</b> How do you get to school? Can you walk to our school? Draw, write and describe your journey to school.</p> 	<p><b>DT</b> This term we are going to be preparing some fruit and vegetables.</p> <p>Can you try any of these activities...?</p> <ul style="list-style-type: none"> <li>Peel and chop a carrot</li> <li>Grate an apple</li> <li>Peel a banana</li> <li>Scoop out some melon seeds</li> </ul> <p>Extra marks if you prepare and try something that you haven't tried before/think that you don't like.</p>
Longer than my foot	Shorter than my foot						
<p style="text-align: center;"><b>Art</b></p> <p>This art work is by <i>Giuseppe Arcimboldo</i>, who created these funny faces of 400 years ago. I wonder what Plants, fruits and vegetables you could use to create your own funny face?</p> 		<p style="text-align: center;"><b>Science/Computing</b></p> <p>Choose a place with different plants that you can visit e.g. your garden/allotment/local park. How many different plants can you identify? Use a digital camera to take photos/video your findings.</p> 					

**Please return your journals Monday 5<sup>th</sup> June. Thank you. Mrs Shields**

